

AMERICAN LIFE LEAGUE

2008 Report on Planned Parenthood Facilities in the United States

Released March 4, 2009

American Life League
P.O. Box 1350
Stafford, VA 22555



2009, March

American Life League's 2008 Report on Planned Parenthood Facilities in the United States

Marie Hahnenberg, researcher for American Life League

INTRODUCTION

The Planned Parenthood Federation of America is the largest abortion chain in the country. It is an organization that performs chemical, medical and surgical abortions. The purpose of this report is to show the findings of a survey that was completed on December 31, 2008. These findings show the locations of each Planned Parenthood facility and what types of services each clinic provides in the United States.

The data collected was gathered from the Planned Parenthood Federation of America's website as well as Planned Parenthood's affiliate web sites. Information was also collected by people and groups across the country and phone calls were made to Planned Parenthood facilities to verify information if it was found unclear.

DEFINITIONS

Chemical abortions: These are abortions caused by drugs that, at least some of the time, prevent the implantation of the already-created human being in the uterine lining. Some common drugs include the birth control pill, patch, IUD, Plan B and other birth control products.

Medical abortions: These are abortions that involve the administration of drugs specifically intended to abort the child. Some common drugs include: Mifepristone (RU-486) and Methotrexate.

Surgical abortions: These are abortions that involve an invasive procedure. Some types of surgical abortions include suction aspiration, dilation and curettage (D&C), dilation and extraction (D&X), and dilation and evacuation (D&E).

Chemical abortion clinics/facilities: These are Planned Parenthood clinics that distribute birth control products that, at least some of the time, result in chemical abortions. These types of clinics are labeled "C".

Medical abortion clinics/facilities: These are Planned Parenthood clinics that commit chemical and medical abortions. These types of clinics are labeled "MC".

Surgical abortion clinics/facilities: These are Planned Parenthood clinics that commit chemical, medical and surgical abortions. These types of clinics are labeled “SMC.”

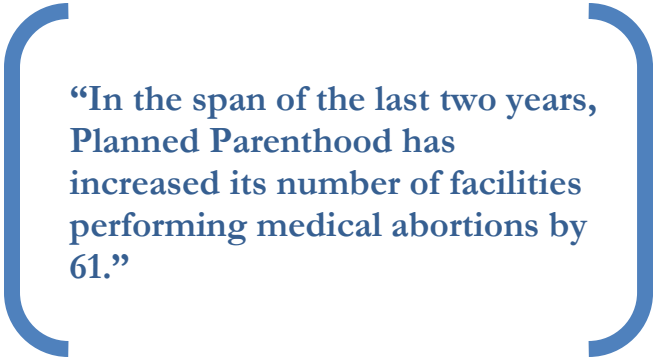
Express clinics: These are Planned Parenthood clinics that provide limited expedited services. Customers can pick up birth control without having a table examination.

Non-Express clinics: These are Planned Parenthood clinics that either perform chemical, medical and/or surgical abortions.

Affiliates: These are independent corporations that operate local Planned Parenthood clinics or facilities. Each Planned Parenthood affiliate in the United States is a member of the Planned Parenthood Federation of America.

RESULTS

The data show that the Planned Parenthood Federation of America has decreased its total number of affiliates, express clinics and surgical abortion facilities. There was, however, an increase in the total number of facilities that perform medical abortions. This information shows that Planned Parenthood, the largest abortion chain in the country, is focusing more on its medical abortion business. In the span of the last two years, Planned Parenthood has increased its number of facilities performing medical abortions by 61.



“In the span of the last two years, Planned Parenthood has increased its number of facilities performing medical abortions by 61.”

At the end of 2008, Planned Parenthood had a total of 844 clinics, down from 855 from the year 2007. Of these, 31 clinics are considered express clinics and this leaves a remainder of 813 non-express clinics (one fewer than 2007). The total number of express clinics has decreased by 11.

Since the previous survey conducted in 2007, 26 Planned Parenthood clinics were removed from the list and 15 clinics were added.

In 2008, Planned Parenthood had a total of 549 facilities that performed chemical abortions only. (Often times, when Planned Parenthood clinics do not perform medical or surgical abortions, it will refer its customers to a Planned Parenthood facility that does.) A total of 121 facilities were counted that perform both chemical and medical abortions. This is an increase of 13 from the year 2007.

The number of surgical abortion facilities has decreased by five. In 2007 there were a total of 179 surgical abortion facilities and in 2008 there were a total of 174. There were a total of 295 medical and surgical abortion facilities, which is an increase of eight from 2007.

At the end of 2008, there were a total of 99 affiliates – a decrease of nine from 2007. Part of the reason Planned Parenthood merges its affiliates is to cut costs and increase its overall profits.

The table below shows that the total number of medical abortion facilities have increased during 2008 as compared to the total number of affiliates, total number of clinics (which includes non-express clinics and express clinics) and surgical abortion facilities – all of which have decreased.

YEAR	TOTAL # OF AFFILIATES	TOTAL # OF CLINICS	NON-EXPRESS CLINICS	EXPRESS CLINICS	SURGICAL ABORTION FACILITIES	MEDICAL ABORTION FACILITIES
2007	108	855	814	41	179	108
2008	99	844	813	31	174	121

KEY FINDINGS

Planned Parenthood continues to increase its facilities that perform medical abortions while the number of clinics – both express and non-express decline. The total number of affiliates continues to decline as well.

Table #1

Table #1 shows Planned Parenthood clinic locations by state in 2008. According to the survey, California has the greatest amount of Planned Parenthood facilities in the United States with a total of 105. The next two states with the greatest amount of Planned Parenthood facilities are Texas with 79 and New York with 79. These three states have a total of 263 Planned Parenthood clinics and make up 31 percent of all Planned Parenthood clinics in the United States.

The fewest amount of Planned Parenthood clinics are in 30 states that have nine or less in the entire state. The states of Wyoming, West Virginia, South Carolina and Mississippi have only one Planned Parenthood facility in each state and North Dakota has zero. The 30 states that have nine or less Planned Parenthood clinics in its state make up a total of 14 percent of the total amount of Planned Parenthood clinics in the country.

The remaining 18 states have between 10 and 44 clinics. The total amount of clinics in these 18 states is 463 and that is 55 percent of the total amount of Planned Parenthood facilities in the United States.

Figure 1 is a bar graph that shows the significant difference in the amount of Planned Parenthood clinics in each state. It is the same data that is located on Table #1.

Table #2

Table #2 shows the number of Planned Parenthood clinics broken down by types of clinics in 2008. This table distinguishes how many clinics in each state are chemical, medical and surgical abortion facilities.

Looking at California, 74 percent of the total number of Planned Parenthood clinics in the state are medical and surgical abortion facilities. This leaves a remainder of 27 clinics that are chemical abortion facilities.

The data also shows that there are other states in the country that have more medical and/or surgical abortion facilities than just chemical abortion facilities. There are a total of 11 states that have more surgical and medical abortion facilities than just chemical abortion facilities and of these 11 states, five states have no facilities that perform just chemical abortions.

During the past four years, Planned Parenthood has increased its amount of medical and surgical abortion facilities. As the table below shows, Planned Parenthood had a total of 229 medical and surgical abortion facilities in 2005 and by 2008 it had 295.

Total Number of Medical and Surgical Planned Parenthood Facilities from 2005-2008

TYPE OF ABORTION FACILITIES	2005	2006	2007	2008
Medical	57	60	108	121
Surgical	172	172	179	174
Medical and Surgical	229	232	287	295

Figure 2

Figure 2 shows the total number of non-express Planned Parenthood facilities each year in the United States starting with the year 1984.

In 2002, Planned Parenthood had a total of 875 non-express clinics and by the year 2008, it had a total of 813. This is a total of 62 clinics that have closed during the span of six years.

The data collected shows that Planned Parenthood is closing down clinics and the total number of its affiliates are also declining as Figure 3 shows.

Figure 3

Figure 3 shows the steady decline of Planned Parenthood affiliates since 1987. In 1987, Planned Parenthood had a total of 181 affiliates and in 2008, Planned Parenthood had a total of 99. Usually affiliates merge to help cut costs by eliminating staff and/or closing down facilities.

DISCUSSION

After collecting and looking through the data on Planned Parenthood clinics across the U.S., it is clear to see that Planned Parenthood is increasing its abortion business and has closed down many express clinics. As its express and non-express clinics are steadily declining, the number of facilities performing medical abortions continues to increase.

To see exactly where each of the 844 Planned Parenthood facilities are located, be sure to visit the American Life League's Map Room, an on-line, interactive map that offers facts, figures and locations (www.stopp.org/maps).

Table #1: Planned Parenthood clinic locations by state in 2008

California	105	New Hampshire	7
Texas	79	New Mexico	6
New York	79	Nevada	5
Washington	44	Georgia	5
Pennsylvania	44	Delaware	5
Indiana	35	Nebraska	4
Ohio	34	Maine	4
Wisconsin	31	Massachusetts	4
New Jersey	31	Kentucky	4
Michigan	28	Kansas	4
Minnesota	26	Alaska	4
Iowa	26	Tennessee	3
Colorado	25	Hawaii	3
Florida	23	South Dakota	2
Illinois	21	Rhode Island	2
Arizona	20	Louisiana	2
Connecticut	18	Idaho	2
Missouri	17	Washington, D.C.	2
Oregon	16	Arkansas	2
Vermont	14	Alabama	2
Maryland	10	Wyoming	1
Virginia	9	West Virginia	1
Oklahoma	9	South Carolina	1
Utah	8	Mississippi	1
North Carolina	8	North Dakota	0
Montana	8		

Figure 1: Planned Parenthood clinic locations by state in 2008

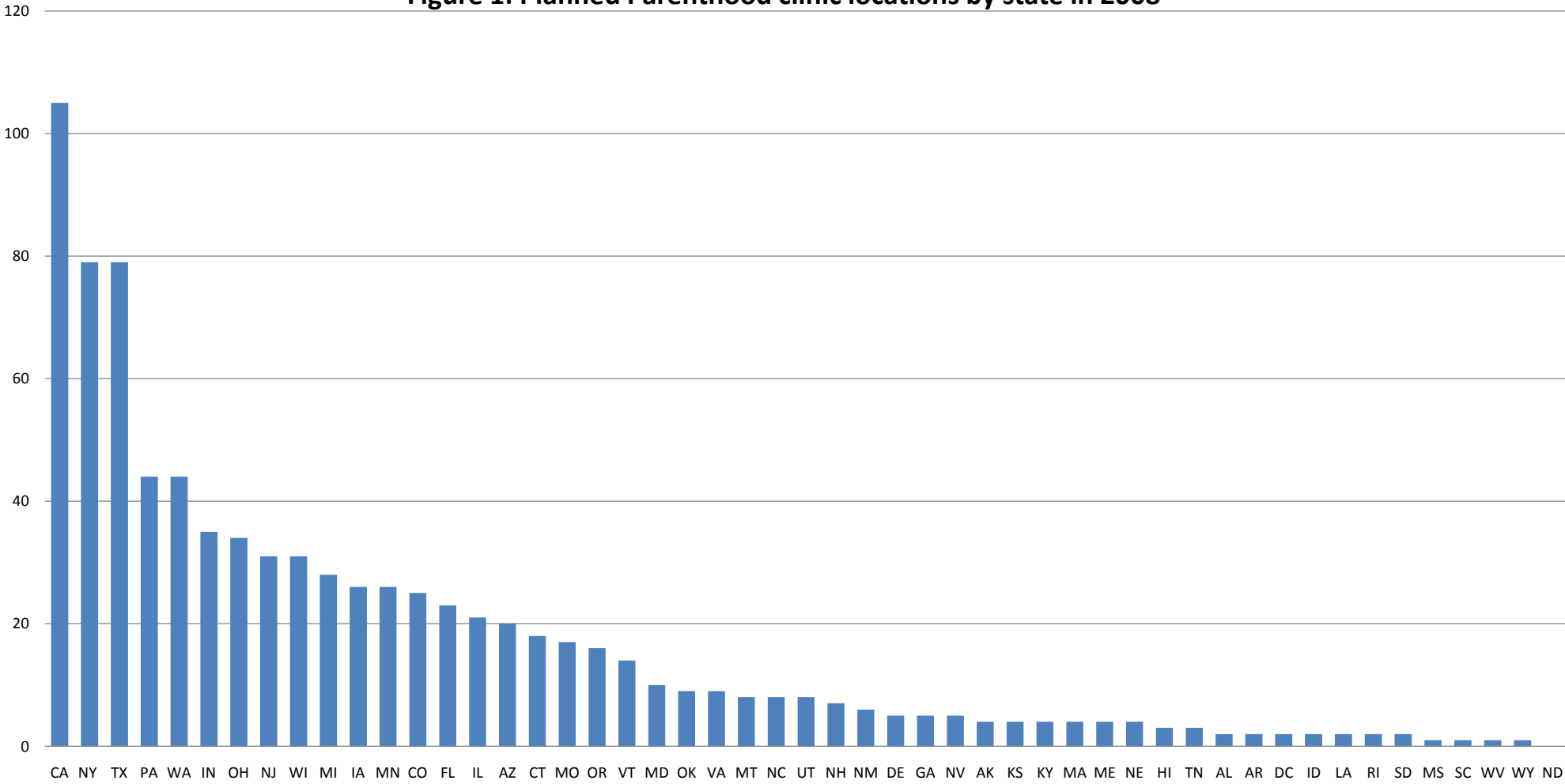


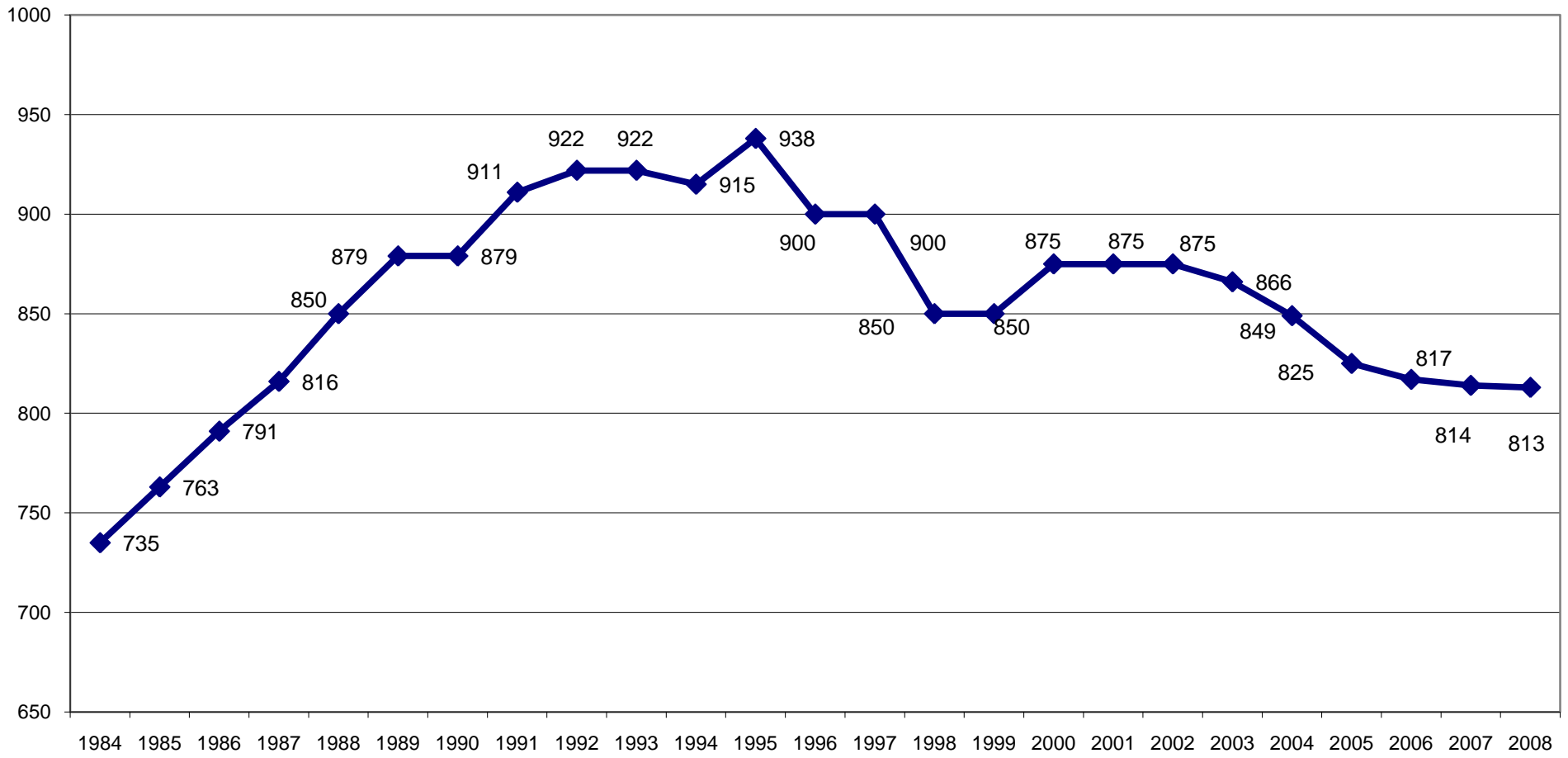
Table #2: Planned Parenthood's Types of Clinics in 2008

<u>State</u>	<u>SMC</u>	<u>MC</u>	<u>C</u>	<u># of Total Clinics</u>
California	40	38	27	105
Texas	8	6	65	79
New York	21	24	34	79
Washington	11	13	20	44
Pennsylvania	8	0	36	44
Indiana	3	0	32	35
Ohio	3	1	30	34
Wisconsin	3	0	28	31
New Jersey	2	0	29	31
Michigan	2	0	26	28
Minnesota	1	0	25	26
Iowa	4	2	20	26
Colorado	4	4	17	25
Florida	5	3	15	23
Illinois	3	1	17	21
Arizona	3	8	9	20
Connecticut	4	9	5	18
Missouri	2	1	14	17
Oregon	4	3	9	16
Vermont	3	1	10	14
Maryland	3	0	7	10
Virginia	5	0	4	9
Oklahoma	0	0	9	9
Utah	0	0	8	8
North Carolina	3	0	5	8
Montana	3	1	4	8
New Hampshire	2	0	5	7

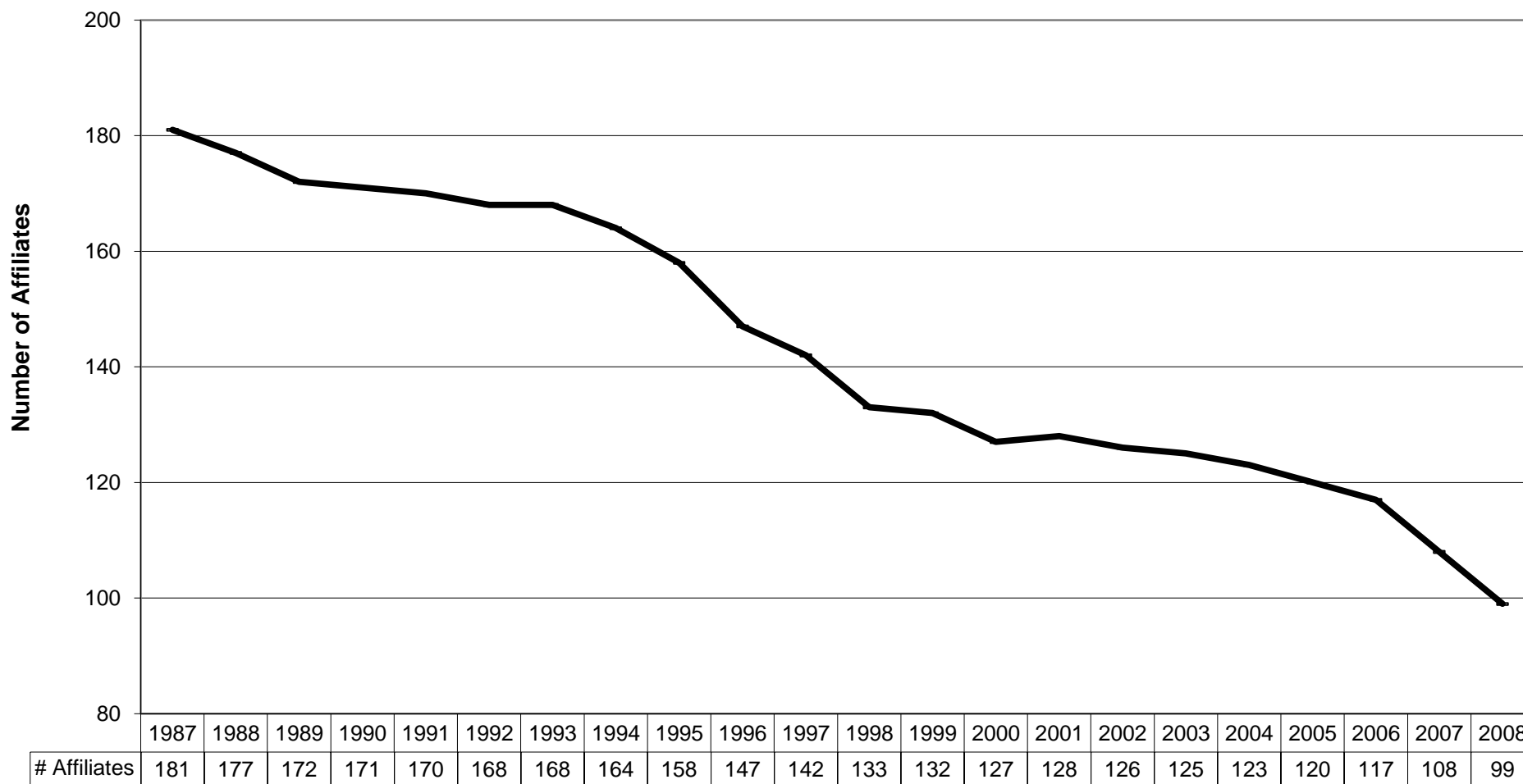
Table #2: Planned Parenthood's Types of Clinics in 2008
(Cont.)

<u>State</u>	<u>SMC</u>	<u>MC</u>	<u>C</u>	<u># of Total Clinics</u>
New Mexico	2	0	5	6
Nevada	0	0	5	5
Georgia	1	1	3	5
Delaware	2	0	3	5
Nebraska	1	0	3	4
Maine	1	1	2	4
Massachusetts	3	0	1	4
Kentucky	0	0	4	4
Kansas	1	0	3	4
Alaska	2	0	2	4
Tennessee	2	1	0	3
Hawaii	3	0	0	3
South Dakota	1	0	1	2
Rhode Island	1	0	1	2
Louisiana	0	0	2	2
Idaho	1	1	0	2
Washington, D.C.	1	0	1	2
Arkansas	0	2	0	2
Alabama	2	0	0	2
Wyoming	0	0	1	1
West Virginia	0	0	1	1
South Carolina	1	0	0	1
Mississippi	0	0	1	1
North Dakota	0	0	0	0

Figure 2: Number of Non-Express PPFA Clinics



**Figure 3: Planned Parenthood Federation of America
Number of Affiliates**



© 2008 American Life League