



# **2010 Report on Planned Parenthood Facilities In the United States**

Released March 22, 2011

American Life League

P.O. Box 1350

Stafford, VA 22555

# 2010 Survey of Planned Parenthood Facilities

By Jim Sedlak, Vice President, American Life League

## SUMMARY:

*Facilities* – The results of this survey show that, for the fifth straight year, the Planned Parenthood Federation of America continues closing clinics at a rate faster than it is opening new ones. In 2010, PPFA opened 18 new clinics and closed 49, bringing its total clinic number down to 785 – the lowest it has been since 1986 (**Table #1**). Closings were spread all across the country and took place in 20 different states. Only three states (Massachusetts, Utah and Washington) had more clinics in 2010 than they did in 2009 (**Table #5**). Although nine clinics were closed because of the financial failure of Planned Parenthood Golden Gate, the reason given by Planned Parenthood for most clinic closings was a cutback in taxpayer funding or insufficient number of clients.

*Abortion* – This survey confirms PPFA’s continued shift away from surgical abortions and the increased emphasis on medical abortions. As shown in **Table #2**, in 2010 PPFA decreased by 8 the number of surgical abortion facilities, but increased its number of medical abortion facilities by 25. Thus, it ended the year with a total of 321 abortion facilities with 165 doing surgical and medical abortions (**Table #3**) and another 156 doing medical abortions, but not surgical (**Table #4**). This represents an increase of 5.5 percent from the 304 abortion facilities it operated at the end of 2009. Over 40 percent of Planned Parenthood clinics now commit surgical and/or medical abortions (see pie chart as part of **Table #2**).

*Note* – PPFA has abandoned its effort, started in 2003, to operate so-called Express Clinics that were essentially mini-pharmacies. Although some facilities still carry the “Express” name, all have returned to offering the range of services and physical exams as is done at a standard PPFA clinic.

## METHODOLOGY:

*Methods* – The data was collected from a variety of resources. The researchers used the national web site of Planned Parenthood Federation of America as well as web sites of local Planned Parenthood affiliates. In addition, information was received from individuals and organizations across the country. Where any questions arose or any of the data sources gave conflicting information, phone calls were made to individual Planned Parenthood clinic sites to determine the accurate data.

*Clinic count* – In performing this survey, we encountered a number of locations where Planned Parenthood claimed more than one clinic at the same physical address. This most frequently happened where PP was making a separation between its abortion business and the rest of its services. In all cases where more than one clinic was listed at the same physical address, we counted them as one clinic.

*Completion date* – It is recognized that the status of Planned Parenthood facilities is a fluid one. New clinics open, old clinics close and specific services at facilities change on a regular basis. Hence, this report is a snapshot at a point in time. The data collection efforts were done over a 90-day period and were completed on January 30, 2011, and the data in this report reflects the situation as of that day.

## DISCUSSION:

The fight against Planned Parenthood can be confusing. Each year we are faced with Planned Parenthood reporting that it attained another record income year and committed a record number of abortions. It operates with millions of dollars of profits each year. All of these are signs that it is a thriving, growing organization.

Then comes this survey each year and a different picture of Planned Parenthood begins to emerge. Behind all the hype and all of the big income and big profits, it is an organization losing support throughout the country. It is an organization becoming more and more out of touch with the people of America.

The Planned Parenthood model of affiliates, each with its own board of directors, was one that kept the PP national office in touch with what was going on locally. The more affiliates, the more boards, the better the input. However, PP has sacrificed that in the name of financial efficiency. At one time (1977), Planned Parenthood had 191 affiliates across the country providing input. Today, it has lost 55 percent of those affiliates and is down to just 86. In addition, as was revealed by the Planned Parenthood affiliate in Corpus Christi, Texas, when it disaffiliated from the national office last year, PP is trying to force all of its remaining affiliates into a homogeneous mix – forcing smaller affiliates to merge with larger ones and demanding that every affiliate commit abortions. The message from PP seems clear: The national office knows how to run the organization and the affiliates need to conform or get out. No room for a diversity of opinion from the rank and file.

Not surprisingly, as the number of affiliates contract, so do the number of clinics that PP operates. The clinics are the lifeblood of the organization. The clinics meet the public directly and carry Planned Parenthood's programs into the communities. The clinics ensure that Planned

Parenthood's philosophies continue to be expounded to the upcoming generations. But, since 1995, Planned Parenthood has been closing clinics at a breathtaking pace. Although there are some larger cities where PP operates more than one clinic, for the most part, every time Planned Parenthood closes a clinic it moves out of a community. This survey shows that Planned Parenthood has moved out of 153 communities since 1995 – an average of 10 clinics a year, almost one a month. In 2010 alone, it moved out of 31 communities.

When Planned Parenthood moves out of a community, it not only loses the business, but it loses the interest of the people. You can be sure that those 154 communities don't make support of Planned Parenthood a condition in any election. In fact, once they understand the evil that has been lifted from their community with the exit of PP, the people rejoice and tell their elected officials how glad they are that PP left. This translates to a growing movement to take taxpayer funding away from PP – a movement that has become more animated here in the first quarter of 2011.

#### CONCLUSION:

As you read through the numbers of this survey, understand what they are telling you. Despite its growing income and increased emphasis on abortion, Planned Parenthood is losing influence across the country. It is losing that influence because ordinary citizens are rising up to prevent PP from opening new clinics in their towns and working hard to get existing PP clinics out of town.

There is much information in this survey.

There is much to celebrate in this survey.

There is much hope in this survey.

If you want to help make the numbers in next year's survey reflect even more of a problem for Planned Parenthood, we invite you to visit our Map Room (<http://www.stopp.org/maproom.php>) and begin the work to close down the Planned Parenthood clinic nearest to your home.

People just like you closed down over two clinics a month last year and over 10 a year for the last 15 years. You can do it. Just let us teach you how.

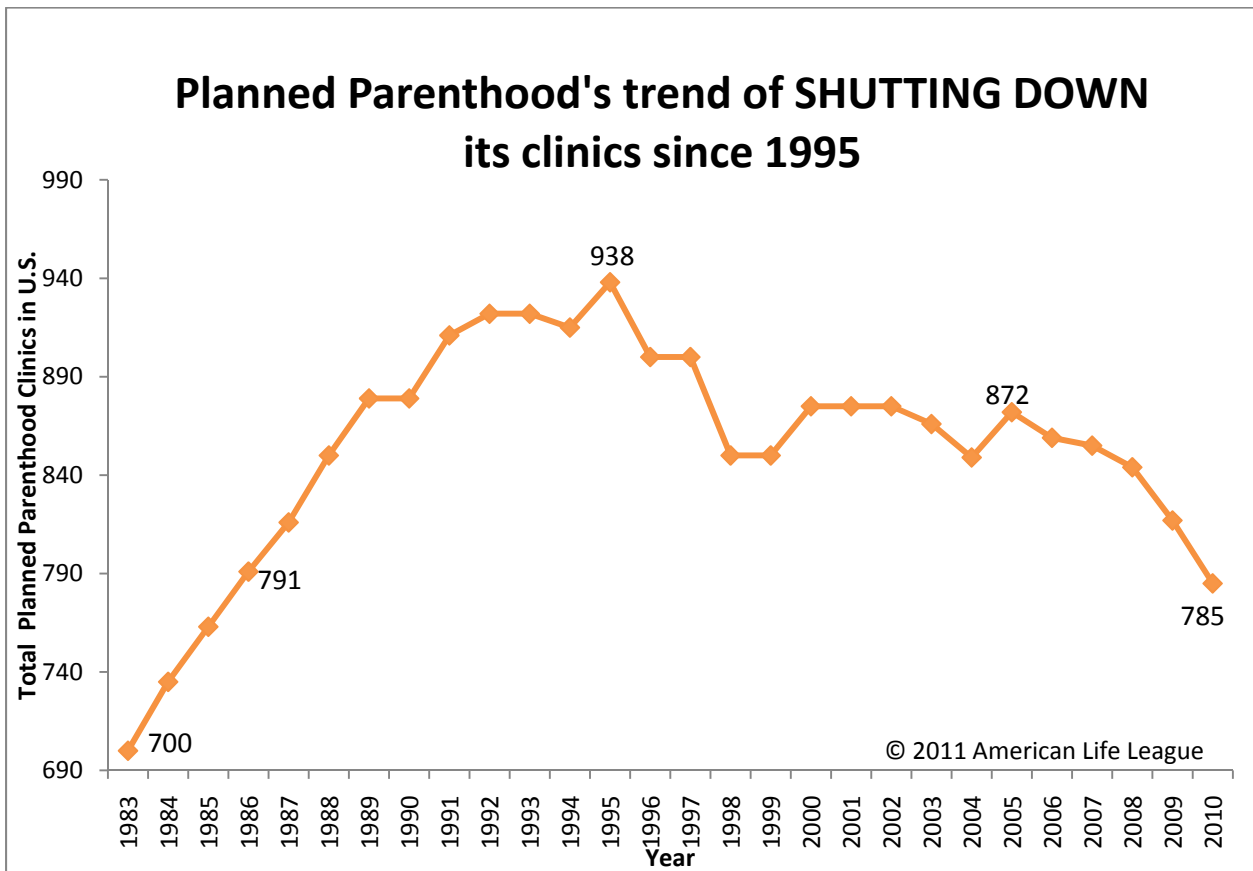
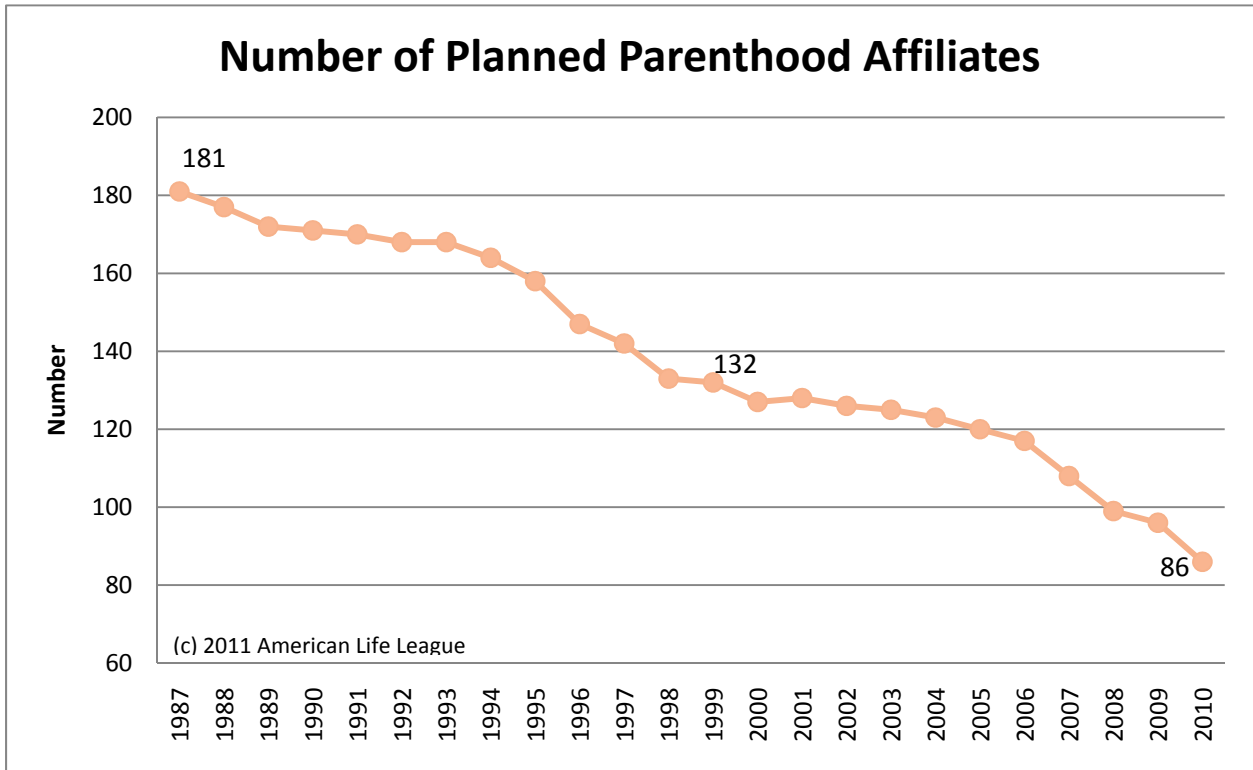
## Table #1 – Planned Parenthood Clinics and Affiliates by Year

Planned Parenthood Federation of America has its national headquarters in New York City. The Federation is comprised of separately incorporated affiliates across the country. Each affiliate must adhere to standards of affiliation as created by the national office, pay dues to the national office (approximately one percent of its gross income), and participate in nationwide insurance and volume purchasing agreements.

The national office does not operate any clinics. All clinics are operated by the affiliates. The table below shows, by year, the number of affiliates and the total number of clinics operated by Planned Parenthood in the 50 states and District of Columbia. Numbers prior to 2003 are taken directly from PPFA Annual Reports. Beginning in 2003, numbers are from our own surveys.

YEAR	tot # clinics	# of Affiliates
1983	700	190
1984	735	186
1985	763	
1986	791	
1987	816	181
1988	850	177
1989	879	172
1990	879	171
1991	911	170
1992	922	168
1993	922	168
1994	915	164
1995	938	158
1996	900	147
1997	900	142
1998	850	133
1999	850	132
2000	875	127
2001	875	128
2002	875	126
2003	866	125
2004	849	123
2005	872	120
2006	859	117
2007	855	108
2008	844	99
2009	817	96
2010	785	86

Chart #1



## Table #2 – PPFA Surgical and Medical Abortion Facilities

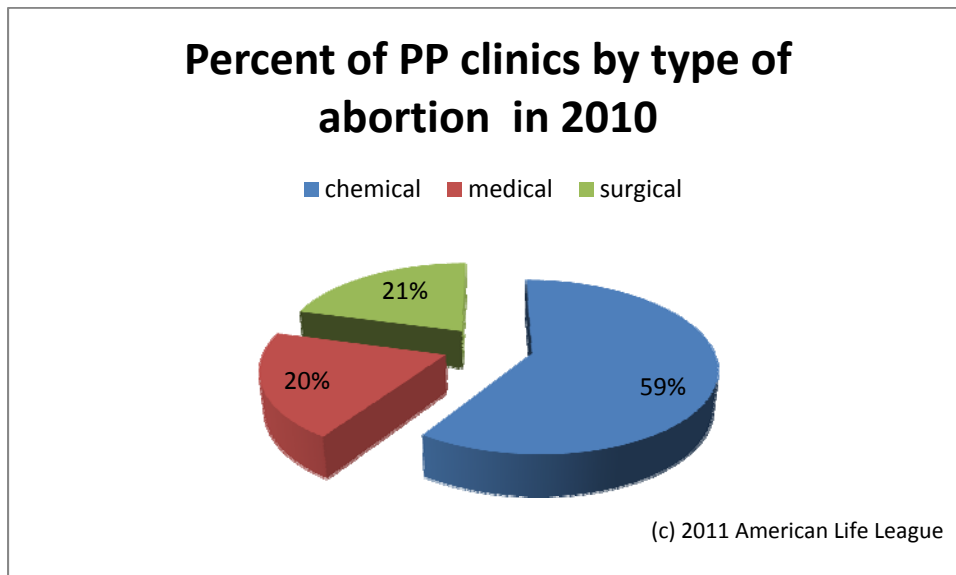
There are three types of abortions routinely offered at Planned Parenthood facilities across the country: chemical, medical and surgical. These types are defined as:

Chemical abortions – drugs or devices that end the life of a human being in the womb by preventing implantation. Although PPFA refuses to call these abortions, it does admit that many products it sells act, some of the time, by preventing implantation. These products include the morning after pill, the low dose and mini oral contraceptives, the patch, the injectables, and more. Every one of PPFA’s 784 clinics dispense these products and, therefore, every PPFA clinic is an abortion facility.

Medical abortions – abortions caused by administering a drug to the woman up to seven weeks after implantation to end the life of a human being in the womb. There are a number of drugs used including mifepristone, methotrexate and misoprostol. Many people still refer to these drugs by the research name of RU-486. For the list of PPFA locations that commit medical abortions, but not surgical, see **Table #4**.

Surgical abortions – abortions that are performed with various types of instruments and that use invasive procedures to enter the woman’s uterus and directly kill the human being. Under current United States law, these abortions can occur at any time while the human being is, at least partially, in the womb. For a list of PPFA locations that commit surgical abortions and, in most cases, medical abortions, see **Table #3**.

Year	Surgical Abortion Facilities (most also do medical)	Medical Abortion Facilities (no surgical abortions)	Total
2005	172	57	229
2006	172	60	232
2007	179	108	287
2008	174	121	295
2009	173	131	304
2010	165	156	321



**Table #3 – PPFA Locations That Commit Surgical Abortions**

AK	Anchorage	CT	Stamford	NC	Fayetteville	PA	Reading
AK	Fairbanks	CT	West Hartford	NC	Wilmington	PA	Warminster
AK	Juneau	DC	Washington	NC	Winston Salem	PA	West Chester
AL	Birmingham	DE	Dover	NE	Lincoln	PA	York
AL	Mobile	DE	Wilmington	NH	Manchester	RI	Providence
AZ	Tempe	FL	Fort Myers	NH	West Lebanon	SC	Columbia
AZ	Tucson	FL	Naples	NJ	Shrewsbury	SD	Sioux Falls
CA	Chico	FL	Orlando	NJ	Trenton	TN	Memphis
CA	Concord	FL	Saint Petersburg	NM	Albuquerque	TN	Nashville
CA	Eureka	FL	Sarasota	NY	Albany	TX	Austin
CA	Fairfield	FL	Winter Haven	NY	Bronx	TX	Bryan
CA	Fresno	GA	Augusta	NY	Brooklyn	TX	Dallas
CA	Lawndale	HI	Honolulu	NY	Glens Falls	TX	Fort Worth
CA	Los Angeles	HI	Kahului	NY	Goshen	TX	Houston
CA	Los Angeles	HI	Kailua Kona	NY	Hempstead	TX	Lubbock
CA	Mountain View	IA	Bettendorf	NY	Hudson	TX	Midland
CA	Orange	IA	Des Moines	NY	Ithaca	TX	San Antonio
CA	Pasadena	IA	Iowa City		Manhattan/ New	TX	Waco
CA	Pomona	IA	Sioux City	NY	York	UT	Salt Lake City
CA	Richmond	ID	Boise	NY	New Rochelle	VA	Charlottesville
CA	Sacramento	ID	Twin Falls		Niagara	VA	Falls Church
CA	San Bernardino	IL	Aurora	NY	Falls/Wheatfield	VA	Richmond
CA	San Diego	IL	Chicago	NY	Plattsburgh	VA	Roanoke
CA	San Jose	IN	Bloomington	NY	Poughkeepsie	VA	Virginia Beach
CA	San Luis Obispo	IN	Indianapolis	NY	Rochester	VT	Barre
CA	Santa Barbara	IN	Merrillville	NY	Schenectady	VT	Burlington
CA	Santa Cruz	KS	Overland Park	NY	Smithtown	VT	Rutland
CA	Santa Maria	MA	Boston	NY	Syracuse	WA	Bellingham
CA	Seaside	MA	Springfield	NY	Troy	WA	Bremerton
CA	Stockton	MA	Worcester	NY	Utica	WA	Everett
CA	Thousand Oaks	MD	Annapolis	NY	White Plains	WA	Kenmore
CA	Vallejo	MD	Baltimore	OH	Bedford	WA	Kennewick
CA	Van Nuys	MD	Silver Spring	OH	Cincinnati	WA	Olympia
CA	Ventura	ME	Portland	OH	Columbus	WA	Seattle
CA	Walnut Creek	MI	Ann Arbor	OR	Beaverton	WA	Spokane
CA	Whittier	MI	Kalamazoo	OR	Bend	WA	Tacoma
CO	Colorado Springs	MN	St. Paul	OR	Portland	WA	Vancouver
CO	Denver	MO	Columbia	OR	Salem	WA	Yakima
CO	Durango	MO	St. Louis	PA	Allentown	WI	Appleton
CO	Fort Collins	MT	Billings	PA	Philadelphia	WI	Madison
CT	New Haven	MT	Helena	PA	Philadelphia	WI	Milwaukee
CT	Norwich	NC	Chapel Hill	PA	Pittsburgh		



**Table #4 – PPFA Locations That Commit Medical Abortions (but not surgical)**

AR	Fayetteville	CA	El Cajon	GA	Marietta	NY	Newburgh
AR	Little Rock	CA	Escondido	GA	Savannah	NY	Glen Cove
AZ	Chandler	CA	Moreno Valley	IA	Ames	NY	Massapequa
AZ	Flagstaff	CA	San Diego	IA	Cedar Falls	NY	Malone
AZ	Glendale	CA	San Diego	IA	Creston	NY	Saranac Lake
AZ	Goodyear	CA	San Diego	IA	Red Oak	NY	Corning
AZ	Phoenix	CA	San Diego	IA	Spencer	NY	Elmira
AZ	Prescott	CA	San Diego	IA	Storm Lake	NY	Hornell
AZ	Tucson	CA	San Diego	IA	Ankeny	NY	Buffalo
AZ	Yuma	CA	Antioch	IA	Council Bluffs	NY	Niagara Falls
CA	Burbank	CA	Napa	IA	Des Moines		North
CA	Canoga Park	CA	Richmond	IA	Knoxville	NY	Tonawanda
CA	El Monte	CA	San Ramon	IA	Newton	NY	West Seneca
CA	Lakewood	CA	Vacaville	IA	Urbandale	OR	Gresham
CA	Los Angeles	CO	Boulder	IL	Champaign	OR	McMinnville
CA	Los Angeles	CO	Glenwood	IL	Chicago	OR	Portland
CA	Santa Monica	CO	Springs	IL	Springfield	OR	Ashland
CA	Roseville	CO	Littleton	IN	Lafayette	OR	Eugene
CA	Gilroy	CO	Steamboat	MI	Detroit	PA	Norristown
CA	Hollister	CO	Springs	MI	Flint	TN	Knoxville
CA	Madera	CO	Alamosa	MO	Kansas City	TX	San Antonio
CA	Merced	CO	Aurora	MT	Missoula	TX	San Antonio
CA	Modesto	CT	Bridgeport	MT	Great Falls	TX	Stafford
CA	Salinas	CT	Danbury	NC	Durham	TX	Abilene
CA	San Jose	CT	Danielson	NC	Greensboro	TX	San Angelo
CA	San Jose	CT	Enfield	NH	Keene	VA	Blacksburg
CA	Sunnyvale	CT	Manchester	NJ	Hamilton	WA	Bellevue
CA	Watsonville	CT	Meriden	NM	Santa Fe	WA	Centralia
CA	North Highlands	CT	New London	NV	Las Vegas	WA	Federal Way
CA	Sacramento	CT	Old Saybrook	NY	Brewster	WA	Lynnwood
CA	Anaheim	CT	Torrington	NY	Huntington	WA	Marysville
CA	Costa Mesa	CT	Waterbury	NY	Mount Vernon	WA	Oak Harbor
CA	Mission Viejo	CT	Hartford	NY	Riverhead	WA	Puyallup
CA	Santa Ana	FL	Orlando	NY	Spring Valley	WA	Seattle
CA	Upland	FL	Boca Raton	NY	West Islip	WA	Seattle
CA	Westminster	FL	Lake Worth	NY	Yonkers	WA	Shelton
CA	Rancho Mirage	FL	Miami	NY	Patchogue	WA	Spokane
CA	Riverside	FL	Pembroke Pine	NY	Cobleskill	WA	Ellensburg
CA	Carlsbad	FL	Tampa	NY	Kingston	WA	Walla Walla
CA	Chula Vista	GA	Lawrenceville	NY	Monticello		
CA	Coachella						

## Table #5 – Number of Planned Parenthood Clinics Per State

The states below are listed highest to lowest in number of Planned Parenthood clinics based on 2010 data. North Dakota has a Planned Parenthood educational office, but no clinic.

<u>STATE</u>	<u>2009</u>	<u>2010</u>	<u>STATE</u>	<u>2009</u>	<u>2010</u>
California	107	100	Massachusetts	4	7
Texas	73	71	New Hampshire	6	6
New York	72	69	New Mexico	6	6
Pennsylvania	43	40	Alaska	5	5
Washington	38	39	Georgia	5	5
Ohio	34	33	Nevada	5	5
New Jersey	31	29	Delaware	5	4
Indiana	29	28	Maine	4	4
Michigan	28	28	Nebraska	4	4
Wisconsin	27	27	Hawaii	3	3
Florida	25	25	Kansas	4	3
Iowa	28	24	Kentucky	4	3
Minnesota	25	24	Tennessee	3	3
Colorado	24	23	Alabama	2	2
Illinois	20	18	Arkansas	2	2
Connecticut	18	18	Idaho	2	2
Missouri	16	16	Louisiana	2	2
Oregon	16	16	South Carolina	2	2
Arizona	19	14	South Dakota	2	2
Montana	12	12	Washington, D.C.	2	2
Vermont	12	10	Mississippi	1	1
Maryland	10	10	Rhode Island	1	1
Oklahoma	9	9	West Virginia	1	1
North Carolina	9	9	Wyoming	1	1
Utah	8	9	North Dakota	0	0
Virginia	8	7			